

Tuesday 8th December

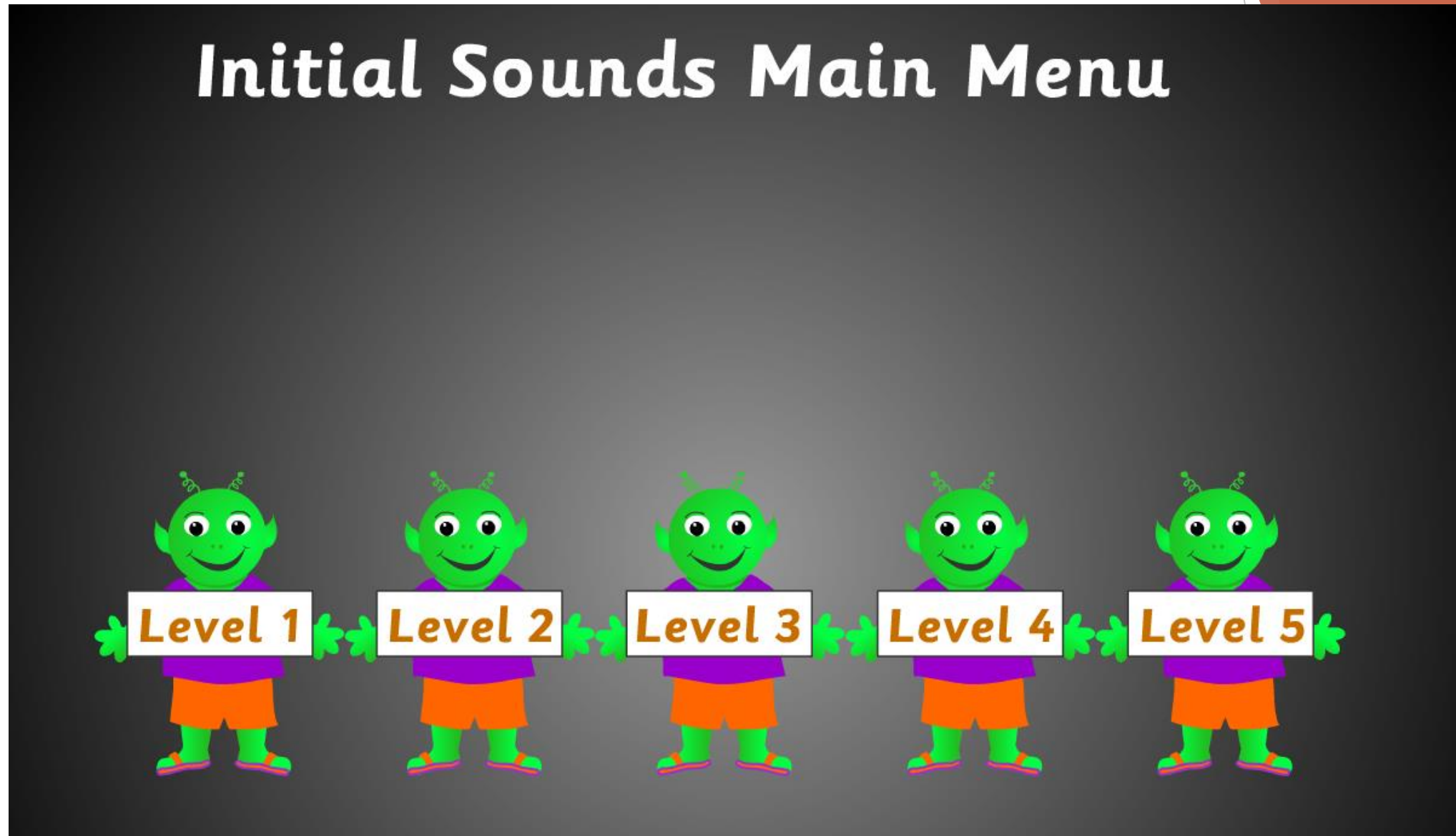
Join in with the actions!

The Wiggles: Go Santa Go (Featuring Greg Page!) | Kids Songs



<https://www.youtube.com/watch?v=dWGJGzpXceQ>

Click on the link to play this initial sounds game.



<http://www.crickweb.co.uk/Early-Years.html>

Christmas I Spy Activity



I spy with my little eye something beginning with ...

Christmas I Spy Checklist

- | | | | |
|--|--|---|--|
| <input type="checkbox"/> Bauble | | <input type="checkbox"/> Candy cane | |
| <input type="checkbox"/> Christmas card | | <input type="checkbox"/> Chocolate Coins | |
| <input type="checkbox"/> Elf | | <input type="checkbox"/> Christmas plant | |
| <input type="checkbox"/> Lights | | <input type="checkbox"/> Fireplace | |
| <input type="checkbox"/> Bow | | <input type="checkbox"/> Present | |
| <input type="checkbox"/> Gingerbread house | | <input type="checkbox"/> Throwing snow-ball | |
| <input type="checkbox"/> Gravy boat | | <input type="checkbox"/> Holly | |





How many things will you find?

Want more of a challenge?

Have a go at writing the initial sound. You can use all the writing Ideas from yesterday!

Look at each picture. Say the word. What sound can you hear at the start of each word?

CVC Initial Letter Matching

<input type="text"/>	ig	
<input type="text"/>	am	
<input type="text"/>	ap	
<input type="text"/>	ad	

j

p

m

d

Want more of a challenge?

Have a go at drawing each picture and writing the initial letter or even the whole word!

You can write it in play dough, paint, shaving foam or anything fun you like!

Scissor Control

Make your very own cutting activity to help improve scissor control!

Draw a pattern on strips of paper or card. Then carefully cut along the lines. Can you cut and keep on the lines?

You could add a Christmas sticker and draw lines to it. Make it trickier by drawing wavy lines or even zig zags!

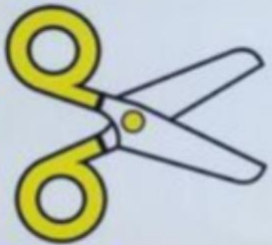


Winter Scissor Cutting Skills



You can use the Christmas themed sheets in your Home Learning packs

Two fingers on the bottom
and the thumb on top.
Open the mouth and go
chop, chop, chop.



Shape Penguin

